

Reg No. A0001683Y

ISSN 1033-6966

# Victorian Carnivorous PLANT SOCIETY INC.

September 2016

VCPS Newsletter No. 3



*Utricularia monanthos*



# Victorian Carnivorous PLANT SOCIETY INC.

Newsletter No. 3

September 2016

Office Bearers: July 2016 – June 2017

President	Stephen Fretwell – Tel: (03) 8786 8409 email: stevefretwell24@gmail.com
Vice President	Sean Spence – Tel: (03) 9743 5809 email: spence06@bigpond.com
General/Member Secretary	Peter Bloem – Tel: (03) 9744 2265 email: pbloem@bigpond.net.au
Minutes Secretary	Andrew Gibbons email: agibbons@unimelb.edu.au
Journal Editor	Stephen Fretwell – Tel: (03) 8786 8409 email: stevefretwell24@gmail.com
Assistant Journal Editor	David Petch email: davidpetch@optusnet.com.au
Internet Co-ordinator	Andrew Gibbons email: agibbons@unimelb.edu.au
Treasurer	Ken Neal – Tel: (03) 9579 4802
Librarian	Peter Nisbet – Tel: (03) 9570 5401
Seedbank Administrator	Ron Abernethy – Tel: (03) 9879 0908 email: rab31451@bigpond.net.au
Other Publications & Journal distributor	Gordon Ohlenrott – Tel: (03) 9878 6596 email: gohlenrott@bigpond.com
Hardware Co-ordinator	Andre Cleghorn – Tel: (03) 9584 2087 email: andre@alphalink.com.au
Event Co-ordinators	Stephen Fretwell – Tel: (03) 8786 8409 email: stevefretwell24@gmail.com
Open Day Liaison Officer	Stephen Fretwell – Tel: (03) 8786 8409 email: stevefretwell24@gmail.com Julian Weston – 0413 041 547 email: julianweston1@optusnet.com.au
Field Trips Organiser	Sean Spence – Tel: (03) 9743 5809 email: spence06@bigpond.com
Public Officer	Alexander Whitehouse – Tel: (03) 9817 3506
Sales Administrator	Ron Abernethy – Tel: (03) 9879 0908 email: rab31451@bigpond.net.au



## MEETING TOPICS & DATES for 2016 VICTORIAN CARNIVOROUS PLANT SOCIETY

This year we have scheduled the following discussion topics, and events:

<b>January</b>	<b>(23rd)</b>	New Year BBQ at Ron Abernethy's House 12.30pm <i>Dionaea muscipula</i> (VFT). (Contact for details)
<b>February</b>	<b>(24th)</b>	<i>Darlingtonia</i> , <i>Nepenthes</i> and <i>Heliophora</i> .
<b>March</b>	<b>(23rd)</b>	<i>Sarracenia</i> , <i>Dionaea</i> (VFT), beginners info
<b>April</b>	<b>(27th)</b>	<i>Drosera</i> , video and information night.
<b>May</b>	<b>(25th)</b>	Growing conditions, pygmy <i>Drosera gemmae</i> collection, 'best' and 'worst' plants.
<b>June</b>	<b>(22nd)</b>	AGM, plant give-away, any CPs.
<b>July</b>	<b>(27th)</b>	Rosetted tuberous <i>Drosera</i> judging, Propagation – seed growing, tissue culture, division and cuttings. Potting demonstration.
<b>August</b>	<b>(24th)</b>	Upright tuberous/Winter growing <i>Drosera</i> , show preparation, displays, and companion planting.
<b>September</b>	<b>(28th)</b>	<i>Cephalotus</i> , <i>Brocchinia</i> , <i>Catopsis</i> and swap night.
<b>October</b>	<b>(26th)</b>	<i>Byblis</i> , pygmy <i>Drosera</i> , <i>Drosera binata</i> , <i>Drosophyllum</i> , <i>Genlisea</i> , <i>Pinguicula</i> , <i>Roridula</i> , <i>Utricularia</i> .
<b>November</b>	<b>(20th)</b>	<b>Triffid Park Open Day</b> , any CP's. <b>(Starts at 10am this year)</b>
<b>December</b>	<b>(3-4)</b>	<b>VCPS Annual show</b> at Collectors Corner.

**Please note: All meetings, other than those where a specific venue is given, will be on the FOURTH WEDNESDAY of the month in the hall of the Pilgrim Uniting Church in Yarraville – corner Bayview Road and Montague Street, Melway Map Reference 41K7.**

# Contents



## VCPS Growers photos

***Drosera menziesii***  
**“Orange flower form”**  
 grown by  
**Stephen Fretwell.**

If you'd like to publish a photo that you took of your plant in the VCPS journal. Please email it to Stephen Fretwell the VCPS editor at: [stevefretwell24@gmail.com](mailto:stevefretwell24@gmail.com)



### FRONT COVER:

*Utricularia monanthos* found growing in a seep at Falls Creek, Victoria at an altitude of 1,680m.

Photos: Stephen Fretwell

### BACK COVER:

**Clockwise from top left:**

- *Drosera gracilis* from Mt Buffalo, Victoria.
- *Utricularia dichotoma* “Pale purple flower form” from Mt Buffalo, Victoria.
- *Drosera gracilis* from Mt Buffalo, Victoria.
- *Utricularia monanthos* from Site 1 at Falls Creek, Victoria.
- *Utricularia monanthos* from Site 2 at Falls Creek, Victoria.
- *Drosera arcturi* from Site 1 at Falls Creek, Victoria.
- *Utricularia dichotoma* “Dark purple flower form” from Mt Buffalo, Victoria.
- *Drosera arcturi* flower from Site 1 at Falls Creek, Victoria.

Design: Stephen Fretwell

VCPS News	<b>5</b>
Things to do this Spring/Summer	<b>6</b>
A visit to the Victorian highlands	<b>8</b>
Meetings highlights & Plants of the night!	<b>14</b>

## Seed Bank

We now have a huge collection of NEW fresh CP seed available, and our seed list has become quite extensive.

With over 250 varieties of CP's, we are now providing the list in PDF format on our website, [www.vcps.org](http://www.vcps.org)

For inquiries or to order seeds, please contact the VCPS Seedbank Officer.

The articles that are found within are copyright but can be copied freely if the author and source are acknowledged. The views are of the authors and are open to review and debate. Please send all material to the editor for consideration to be included in our quarterly journal.


# VCPS News

## COLLECTORS CORNER'S NEW LOOK

The guys at Collectors Corner (Gardenworld) have been busy during the winter and have just finished their interior renovations. You may have noticed lots of changes happening in the store over the past months, they've been very busy making new benches, taking out walls to open things up. The orchid hot rooms and the cactus garden have been opened up for better viewing, the rainforest walkways have been refreshed, and they've also brought in lots of new minerals, gems and other interesting items to the store.

If you haven't visited for a while, it's a perfect time to come and see what they've done.

Collectors Corner is open 9am to 5pm every day next to the cafe at the Gardenworld complex 810 Springvale Rd Braeside



## VCPS ANNUAL SHOW

The VCPS annual is on again this year and is being held at Collectors Corner in Gardenworld which is a sensational venue. Entry is free for all and it's surely going to be another great show containing a huge range of rare and amazing species on show and for sale.

This year it starts on Saturday December 3rd at 10am and ends on Sunday December 4th at 5pm.

It's one of the biggest events on the calendar for the society and is a great opportunity for members to meet and greet other collectors, and see and purchase some fantastic plants.



# Things to do this spring/summer

## Pollinate your flowers

To produce seed of most species will require hand pollination of their flowers. *Sarracenia*, *Darlingtonia*, *Dionaea muscipula* (VFT), *Drosera*, *Cephalotus*, *Drosophyllum*, *Nepenthes*, *Heliamphora* and most *Utricularia* all require this. And ideally done with another clone and multiply times in the case to get a higher fertilisation rate and more seed.

It's also worth putting a tag on the flower scape describing what plants you crossed and when. Then just keep an eye on the flower pods so that you can collect the seed when it's ripened in 2-3 months time.



*Sarracenia leucophylla* flower.

## Go to the Triffid Park Open Day

Triffid Park's Annual Open Day is on again this year on Sunday 20th November at their nursery in Somerville, from 10 – 4pm. (103 Dandenong-Hastings Road, Somerville)

It's free entry and everyone is welcome to come along to visit their fantastic, internationally renowned carnivorous plant nursery. Triffid Park has been very busy over the past 12 months installing grow lights for the VFT's and building 2 new *Nepenthes* hanging racks, plus getting all of their plants ready for the Spring sales.

It'll be a brilliant afternoon where you can browse through their huge collection of plants and purchase some if you wish. They take cash, Visa and Mastercard to make life easy for buyers.

The VCPS will have a display table set up to welcome visitors and to help answer any cp questions, and inform the general public about the society and carnivorous plants.

Triffid Parks "Carniseum Room" will have lots of tables and chairs if you want to bring your lunch. If members are coming from country Victoria, interstate, or overseas, mark the date in your diary now, as it is definitely worth the trip.



## See Victoria's carnivorous plants in the wild

From September to March, you'll be able to see the majority of Victoria's carnivorous plants growing and flowering which consists of 18 out of 20 species.

Tuberous sundew species such as *D. auriculata*, *D. gracilis*, *D. hookeri* and *D. peltata* will be up and flowering from September to November. The alpine highland forms of *D. gracilis* and *D. auriculata* "Red Form" and can be seen growing until late January due to the snow melting and cooler conditions in the mountains.

The stunning *D. glanduligera* can be seen flowering in September until the end of October if there's consistent rain in Spring.

*D. binata*, *D. pygmaea* and *D. spatulata* will be at their best from October to March while *D. arcturi* another alpine species is best seen from December to March and flowering around January.

To see Victoria's bladderwort species in flower, October to November is the best time to see *U. barkeri*, *U. dichotoma*, *U. grampiana*, *U. lateriflora* and *U. tenella*. However *U. dichotoma* and *U. lateriflora* can also be seen flowering up to March if the conditions are suitable and their habitats haven't dried out.

The summer species, *U. beaugleholei* tend to be a bit later and will be in flower from November to February while the alpine species *U. monanthos* flowers from February to April.

The two aquatic *Utricularia* species, *U. australis* and *U. gibba* can be seen growing from November and their yellow flowers from January to February.

Happy growing  
Cheers Steve Fretwell



*Utricularia dichotoma*



*Utricularia beaugleholei*



*Utricularia tenella*



*Drosera peltata*



*Drosera pygmaea*



*Drosera spatulata*



*Drosera gracilis*



The habitat of *Utricularia monanthos* and *Drosera arcturi* at an elevation of 1,680m near Falls Creek.

## A visit to the Victorian highlands

Earlier this year in February I met up I met up with fellow CP enthusiast Sean Spence at his house at around 5.30am so that we could make the four and a half to five hour drive to the alpine region of Falls Creek. We knew this was going to be a long day that was going involve driving a fair amount of kilometres so we thought that it would be best to start early and avoid any traffic. The Falls Creek area ranges in elevation from 1,400 metres 1,780 metres. Neighbouring Mt Bogong sits at 1,986m and is the highest point in Victoria.

There are four to five CP species that grow in these mountains including *Drosera arcturi*, *Utricularia monanthos*, *U. dichotoma* and two tuberous sundews, *D. auriculata* and *D. gracilis*. Amazingly all of these can survive freezing winter periods where they're buried under what can be a thick layer of snow.

As it was still dark and there wasn't much too see along the way we reached Falls Creek in record time and before we knew it we were searching for our goal species. In particular we looked for *U. monanthos* and *D. arcturi* that quite often grow in the sphagnum bogs around the mountain seeps.

After looking quickly at a couple of spots that looked promising with no reward we moved onto a new site that we'd found some recent information on where to find *U. monanthos*.

After we pulled up to where we thought the spot was we walked about 30m until we reached an area that dropped downwards fairly sharply and gave rise to an amazing view of the nearby mountains in the distance. The area also led to a small open stony seep that ran down out of a grassy area which was surrounded by small pools of water lined with sphagnum hummocks. This site looked extremely promising and on closer inspection to the sphagnum hummocks we soon found plants of *D. arcturi* growing out of them. In fact, it seemed that they were just about growing in most open places where the water was flowing next to them, and where the competing grasses weren't too thick.

*D. arcturi* itself is a quite unusual sundew that generally only grows in alpine areas in Victoria where it goes into dormancy during the winter period surviving the freezing conditions by being buried under over a metre of snow. Once the plants emerge from dormancy

in spring they then produce two to three leaves up to 5cm long followed by a solitary 10-12mm wide, white flower on a short 3-5cm flower scape. The plant then sometimes forms another couple of smaller leaves in the centre of the plants in summer, producing a total of 4-6 leaves. The plants leaves vary in colour from bright green to bronze or even partially red if the plants are growing in open exposed areas where they receive full sunlight. They are always a delight to see as we don't get to visit them very often due to the distance of their location.

Unfortunately it seemed we were a little too late to find any plants in flower as most seemed to be producing seed which was evident from the black and swollen seed pods. But luck was with us that day and Sean managed to find a single plant with a flower open to satisfy our efforts.

After photographing the small white, solitary flower we then kept exploring the habitat in search of our main goal, *U. monanthos*. After looking for about five minutes we finally found what we were looking for, two small 7-10mm wide, purple single flowers on a 30mm scapes that were growing near each other and had just managed to make their way up and out of the thick surrounding sphagnum crest. And of course they were positioned in the most difficult spot to photograph. Ideally we like to get down low to get a front on angle of the flowers, but this meant that we we're blocking the sunlight making it too dark to photograph or we'd be kneeling in 15cm of muddy water. Fortunately we were both wearing gumboots and just managed to angle ourselves out of the way to not block the sunlight and took a few good photos.

As we explored further around the area we managed to find another four flowers open, but it was not as many as we'd hoped from what looked like such a promising site when first viewed the seep from above, but we did at least find them so that was a bonus.

After successfully finding *U. monanthos* at a new site, we drove onto the main site at Falls Creek that a friend George and I had discovered in 2004, back when I only had a 3 mega pixel digital camera. The site sits roughly around 1,680m in altitude and once we arrived it didn't take us long to find the *U. monanthos* flowers, which were in an absolute abundance. The water at this seep was still quite deep, so we hadn't quite arrived to see them at their peak, but the display was still pretty darn good. There must have been well over a few hundred flowers to see, including some scapes that had twin flowers open, which always looks spectacular and are fantastic to photograph.

In most of the areas where there was shallow water covering the flat mud pan, *U. monanthos* seemed to prefer to grow. Their bright green, linear, round ended, hollow leaves could easily be seen forming large mats along with a lot of flower scapes that were still emerging through or sitting just above the water line. Once again *D. arcturi* growing in large clumps could be seen on the edges of the seeps growing in slightly higher ground, or growing in sphagnum hummocks.



*U. monanthos* peeking out of their watery habitat.



A small cluster of *U. monanthos* flowers.



*U. monanthos* growing in a small shallow seep.



Seeps where *U. monanthos* and *D. arcturi* can be found.



*D. arcturi* plants growing amongst thick sphagnum moss.



*D. arcturi*'s small white flower.



*D. auriculata* dying back to survive the drying conditions.



*D. gracilis* growing beside the road on Mt Buffalo.



*D. arcturi* growing beside a seep at Falls Creek.



Lake Catania, a huge lake on top of Mt Buffalo.



Dark purple flowers of *U. dichotoma* found growing near Lake Catania on Mt Buffalo.



Dark and pale flowers of *U. dichotoma* found at the same location on Mt Buffalo.

After spending a fair bit of time photographing the plants and observing the habitat we hopped back into the 4WD and headed off to Mt Buffalo, a nearby mountain roughly 2.25 hours away. Plus we needed a bit of extra time to stop at Bright to grab some lunch.

It was around about 3pm by the time we reached Lake Catania on top of Mt Buffalo, which is near where a population of *U. dichotoma* can be seen flowering in February. The flowers at this location were predominantly dark purple in colouration and borne off almost black 20-30cm tall flower scapes. There was however some variation in the colouration of the flowers as a few pale pink/purple variants could also be seen at a couple of spots.

The plants themselves were growing in an open, very muddy reedy/grassy area which looked as though it slowly dries out through the summer and thus would encourage the *U. dichotoma* to flower. Also growing alongside the *U. dichotoma* was a small pink flowered native orchid called *Spiranthes australis*. This orchid has an interesting flowering habit in that as its flowers open consecutively they spiral around the flower scape.

After we'd taken enough photos of *U. dichotoma* we then headed off and walked along the side of Lake

Catania to look for a late growing red form of *Drosera auriculata* that is a tuberous *Drosera*. This species is fairly common around Victoria, but normally grows during winter at sea level conditions. Several years back another VCPS member had discovered *D. auriculata* at Mt Buffalo growing around Lake Catania up at an altitude of 1,267m and due to snow covering the plants in winter they're forced to grow once it melts in Spring and early Summer while the ground is still moist.

As we walked along a path towards the Dam wall we started to find a few *D. auriculata* plants growing amongst the thick moss that grew on certain rock ledges where seeps trickle down the embankment. Unfortunately the plants were just about to enter their dry late summer dormancy as the top half of the plants had already turned black, so we were a little late to see them at their prime. In a couple of spots where they grew it was possible to peel back the thick moss to reveal the white tubers of *D. auriculata* lying on top of the rock surface and how amazing it is that they can survive in only 3-6cm of moss.

Slightly disappointed that we'd missed them at their best, it was however good to see the sort of habitat where a unique red form of alpine *D. auriculata* grows for any future expeditions we have at Mt Buffalo.

Once we got back to the 4WD we drove further along the Mt Buffalo Rd towards a rock formation called the "Horn" until we stopped at a couple of promising roadside seeps where we hoped to find *D. arcturi*. However the wild grass was far too thick and weedy and we were unsuccessful in finding them. We did however find two species of native Leek orchids, growing in the wet boggy conditions so we still hold some hope that they're there somewhere.

As time was now getting away from us quickly, we headed back to the main lookout area where the old dilapidated Chalet is and badly needs restoring back to its former glory. From there we could see the mountain ranges in front of us including the Victoria's Mt Bogong and Australia's highest mountain Mt Kosciuszko (2228m), that's 134km away in NSW.

Our last stop for the day was to see another unusual species of tuberous sundew, *D. gracilis* that is a smaller and finer species than its cousin *D. peltata*. On a previous trip Sean managed to find a couple of plants in just one spot and luckily for us he managed to find the same roadside stop where a small seep ran down to the road around which still contained only about four plants of *D. gracilis*. Their condition was fairly good so after taking a few photos of them we ventured

further up the seep to explore the area better and see if there were any more plants. It took us about five minutes of searching but at last we had success and managed to find another 15 plants scattered along the seep line. Most of the plants that we found were either red or orange colour and looked quite nice. They'd all finished flowering as their dark green seed pods were starting to swell, so there was no chance of seeing any flowers.

In the wild this species can easily be mistaken for a juvenile plant of *D. auriculata* due to its fine growth habit, shield-shaped leaves, reddish appearance and long flowering stem. But it differs by having hairy sepals and rarely gets any taller than 20cm in height, whereas *D. auriculata* generally grows to 30cm and has smooth sepals.

After a very successful day we jumped back into the car and began our long trip home again. Over our epic 17-hour day we covered about 1,000km of driving to and from the two mountains which made it quite a gruelling trip. Fortunately we knew where to find the plants that we wanted to see which saved us a lot of time. For those interested in seeing these locations I'd definitely recommend people spending 2-3 days to give you more time to explore.



# Victorian Carnivorous PLANT SOCIETY

## 2016 ANNUAL SHOW



**FREE ENTRY**

**Saturday December 3rd – 4th**

**10AM TO 5PM AT COLLECTORS CORNER,  
GARDENWORLD CENTRE, SPRINGVALE ROAD, KEYSBOROUGH**

**[www.vcps.org](http://www.vcps.org)**

# Meetings highlights & Plants of the night!


BY ANDREW GIBBONS



PLANT OF THE NIGHT, 1st place:  
*Drosera browniana*



PLANT OF THE NIGHT, 2nd place:  
*Drosera squamosa*



PLANT OF THE NIGHT, 3rd place:  
*Drosera aberrans*



*Drosera collina*



*Drosera praefolia*



Various tuberous *Drosera* seedlings.

### July 27th VCPS meeting

#### ROSETTED TUBEROUS DROSERA JUDGING

Show judging for the Rosetted Tuberous *Drosera* category was held at the July meeting. Sean Spence's *Drosera browniana* was awarded 1st place. 2nd and 3rd place went to Steve Fretwell's *Drosera squamosa* and *Drosera aberrans*, respectively. *Drosera browniana* is a Western Australian species that grows in the granite outcrops of the eastern Wheatbelt region.

Sean has owned this plant for 7 years and said it has not divided in this time. *Drosera squamosa* is part of the *erythrorhiza* complex and produces leaves with red margins. Steve grows this plant in his greenhouse to stop the rain splashing sand on to the leaves but he noted that the leaves tend to colour up better when they're grown outside.

The 3rd place winner, a red form of *Drosera aberrans* from Maldon was one of several plants in the *whittakeri* complex brought into the meeting. The lateral stolons that *Drosera aberrans* uses to reproduce, one of the traits that distinguishes *aberrans* from other species in the group, could be seen at the base of Steve's plants.

Also discussed at the July meeting were propagation methods. Sean brought in a tray of several *Drosera* seedlings, including many tuberous species. Sean sows his tuberous *Drosera* seed in summer and said that most tuberous *Drosera* seed will germinate without needing additional special treatment such as GA3.

Andre runs Flora Laboratories, a commercial tissue culture laboratory and he brought in several flasks of several different carnivorous plant genera.

Bryn has also been flasking venus flytraps at home as well as importing flasks from overseas and brought in a number of flasks of cultivars that rarely seen Australia.

#### The species benched at the July meeting included:

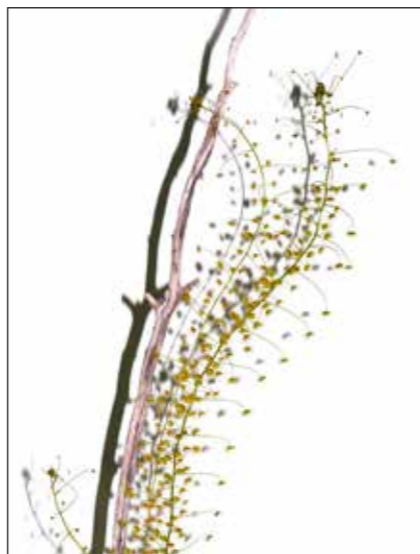
*Cephalotus follicularis*, *Darlingtonia californica*, *Dionaea muscipula* 'Bimbo' x self, *D. muscipula* 'A2', *D. muscipula* 'Freaky Star', *D. muscipula* 'Angelwings', *D. muscipula* 'Coquillage', *D. muscipula* 'Creeping Death' x self, *D. muscipula* 'Cupped Trap', *D. muscipula* 'Wacky Traps', *D. muscipula* 'Big Mouth', *D. aberrans*, *D. aberrans* 'Golden Dew', *D. aff. bulbosa*, *D. aff. peltata*, *D. afra*, *D. andersoniana*, *D. auriculata*, *D. basifolia*, *D. browniana*, *D. collina*, *D. erthyrogyne*, *D. erythrorhiza*, *D. gigantea*, *D. gracilis*, *D. hookeri*, *D. lowriei*, *D. macrophylla*, *D. monantha*, *D. pauciflora*, *D. peltata*, *D. planchonii*, *D. platypoda*, *D. praefolia*, *D. ramelosa*, *D. rosulata*, *D. rupicola*, *D. schmoltzii*, *D. squamosa*, *D. stolonifera*, *D. stricticaulis*, *D. trinervia*, *D. tubaestylis*, *D. whittakeri*, *D. zigzagia*, *Nepenthes albomarginata*, *N. attenboroughii*, *N. maxima*, *Pinguicula agnata*, *P. emarginata* x 'Weser', *P. moctozumae*, *Sarracenia oreophila*, *S. minor* var *okefenokeensis*



PLANT OF THE NIGHT, 1st place:  
*Drosera graniticola*



PLANT OF THE NIGHT, 2nd place:  
*Drosera moorei*



PLANT OF THE NIGHT, 3rd place:  
*Drosera macrantha* "Swamp form"



*Cephalotus follicularis* seedlings



*Drosera basifolia*



Tuberous *Drosera* species on display.

## August 24th VCPS meeting

### UPRIGHT TUBEROUS/WINTER GROWING DROSERA JUDGING

The tuberous *Drosera* are a very diverse group of sundews. Following on from last month's topic of rosetted tuberous *Drosera*, the August meeting focused on the upright tuberous *Drosera* species. A wide range of *Drosera* from both Western Australia and the eastern states were brought into the meeting.

Plant of the night went to Steve's *Drosera graniticola*. 2nd place went to Steve's *Drosera moorei*, a species that is found from Esperance to Kalgoorlie and is notable for its yellow flowers. 3rd place went to Sean's *Drosera macrantha* "Swamp form".

The other topic for the August meeting was companion planting and Sean brought in a pot of a *Caladenia* hybrid in flower. *Caladenia* are native terrestrial orchids that are often found growing alongside tuberous *Drosera* in the wild.

Amongst the non-topic plants brought into the meeting, Peter brought in a pot of *Cephalotus* seedlings

which had germinated well. Ron also brought in several pots of seedlings from several different Venus fly trap cultivars. Growing Venus fly traps from seed can be a gamble many cultivar traits do not breed true. However, the pay off comes when some of the seedlings produce traits that are similar to or improved upon the parent cultivar.

#### The species benched at the August meeting included:

*Caladenia cruciformis* x *laterifolia*, *Cephalotus follicularis*, *Dionaea muscipula*, *Drosera auriculata*, *D. basifolia*, *D. brevifolia*, *D. cistiflora*, *D. gigantea*, *D. graniticola*, *D. hookeri*, *D. indumenta*, *D. macrantha*, *D. macrantha* ssp. *eremea*, *D. menziesii* ssp. *menziesii*, *D. modesta*, *D. moorei*, *D. peltata*, *D. platypoda*, *D. planchonii*, *D. porrecta*, *D. prolifera*, *D. penicillaris*, *D. purpurascens*, *D. stolonifera*, *D. ramellosa*, *D. rupicola*, *D. stricticaulis*, *D. trinervia*, *D. yilgarnensis*



VFT PLANT OF THE NIGHT, 1st place:  
*Cephalotus follicularis* terrarium.



VFT PLANT OF THE NIGHT, 2nd place:  
*Cephalotus follicularis* from Ledge Bay.



VFT PLANT OF THE NIGHT, 3rd place:  
*Catopsis-hahnii*.



Non-Topic Plant of the Night:  
*Nepenthes jamban*.



*Nepenthes* seedlings. From left to right: *Nepenthes rajah*, *N. jamban*, *N. attenboroughii* and *N. taminii*.



*Catopsis berteroniana* with *Utricularia nelumbifolia* growing through the leaves.

## September 28th VCPS meeting

### CEPHALOTUS, BROCCINIA, & CATOPSIS

The September meeting focused on *Cephalotus* and the carnivorous bromeliads. There are currently 3 bromeliad species that are currently considered to be carnivorous: *Catopsis berteroniana*, *Brocchinia reducta* and *Brocchinia hechtoides*.

Steve brought in two of these, *Catopsis berteroniana* and *Brocchinia reducta*, into the meeting. *Brocchinia reducta* is a terrestrial bromeliad found in the Guiana Shield region of South America. *Catopsis berteroniana* is an epiphytic species that grows from Southern Florida to Brazil. Both species can be grown without heat in Melbourne if protected from frosts. Steve's *Catopsis* had *Utricularia nelumbifolia* growing in the pot, showing the natural habit of this *Utricularia* species of growing in the water in the tanks of bromeliads.

Andre also brought in a plant of *Catopsis hahnii*, a non-carnivorous relative of *Catopsis berteroniana*.

Bryn's *Cephalotus* terrarium, which won last year's show, won plant of the night. The terrarium is about 1.5ft long is lit by two 24W compact fluorescent globes with the plants positioned a few inches below the lights. The plants had grown considerably since the show and were producing lots of pitchers with very few non-carnivorous leaves.

Amongst the non-topic plants, Justin brought in

several *Nepenthes* seedlings including *Nepenthes jamban* from Sumatra, which was voted non-topic plant of the night.

Steve brought in a *Sarracenia flava* 'Brasstop' in flower and gave a demonstration of how to pollinate *Sarracenia* flowers. With many of our carnivorous plants now starting to produce flowers as the weather warms up now is the time to start thinking about setting seed. Our seed bank is a valuable resource, providing both new and experienced growers with a cheap and trusted source of new species and hybrids to add to their collections.

The seed banks is always looking for seed of new species to add to the list as well as fresh stocks of currently listed species. Please consider setting a few pods on your flowers for the VCPS seed bank so that others can enjoy growing these fantastic plants.

#### The species benched at the September meeting included:

*Brocchinia reducta*, *Catopsis berteroniana*, *Catopsis hahnii*, *Cephalotus follicularis*, *Cephalotus follicularis* "Ledge Bay, WA", *Dionaea muscipula* 'Fang', *Dionaea muscipula* 'Schuppenstiel' x self, *Drosera regia*



# TRIFFID PARK

FOR ALL YOUR CARNIVOROUS PLANT REQUIREMENTS INCLUDING:  
PLANTS, POTS, LABELS, BOOKS, SEEDS, SPHAGNUM MOSS AND PEAT MOSS.  
VISIT OUR COMPREHENSIVE WEB SITE.

You are most welcome to visit Triffid Park, but please organize this with us first,  
because sales and inspection are by appointment ONLY.

Owned and operated by Jason and Donna Smith

103 DANDENONG-HASTINGS ROAD, SOMERVILLE, VIC, 3912, AUSTRALIA

EMAIL: [triffids@triffidpark.com.au](mailto:triffids@triffidpark.com.au) WEB: [www.triffidpark.com.au](http://www.triffidpark.com.au)

## NEWS


# TRIFFID PARK OPEN DAY

Sunday, November 20th

10am – 4pm




## Collectors Corner Gardenworld



**Cephalotus, Dionaea, Drosera,  
Heliamphora, Nepenthes & Sarracenia**

**Also specialising in:**

- bromeliads • bonsai • cactus • succulents
- tillandsias • orchids • books • gemstones
- meteorites • fossils



Garden World, 810 Springvale Road,  
Keysborough, Victoria

Phone: 61 3 9798 5845

[www.collectorscorner.com.au](http://www.collectorscorner.com.au)

# Carnivorous Plants

**Allen Lowrie**

***Drosera, tuberous Drosera, tropical perennial Drosera, pygmy Drosera,  
Cephalotus, Utricularia, CP seed, Orchids and Trigger plants.***

\*Tuberous *Drosera* sold when dormant Nov-late March.

\*Pygmy *Drosera* sold as gemmae (vegetive buds) over 3 months. May-June.

**Allen Lowrie, 6 Glenn Place Duncraig, 6023. Western Australia**

Phone: 08 9447 7426 + 61 8 9447 7426 (Overseas) + 61 8 9447 7426 (Overseas)

Email: [allen.lowrie@bigpond.com](mailto:allen.lowrie@bigpond.com)

Please inquire about Catalogue.



*Drosera squamosa*



*Cephalotus follicularis*



*Drosera moorei*



*Utricularia petertaylori*



# Captive Exotics

Rare and Unusual Plant Nursery

Specialising in Nepenthes (Climbing Pitcher Plants)

**UNDER NEW MANAGEMENT**

**Australian agent for**  
Malesiana Tropicals  
Borneo Exotics

Greg Bourke over 15 years of experience,  
cultivating, collecting and studying  
carnivorous plants in the wild.

New species, cuttings and clones available  
soon

**Retail and wholesale enquires welcome**

PO Box 3049 Bilpin NSW 2758  
[www.captiveexotics.com](http://www.captiveexotics.com)



# Victorian Carnivorous PLANT SOCIETY INC.

## Annual Subscriptions

**Australian membership \$28.00**  
**Overseas membership \$28.00**  
**Electronic membership \$18.00**  
**Mail & Electronic Membership \$30.00**

All cheques or money orders should be made payable to the Victorian Carnivorous Plant Society Inc (VCPS). Payment can be made by Cheque, Money Orders, Direct deposit and Paypal. Payment from overseas must be in Australian dollars. (Payment by Credit card is also available for international members only.) Please visit [vcps.org](http://vcps.org) for further details

## Correspondence

Please forward all correspondence regarding subscription, change of address, articles for the journal and back issues to:

**The Secretary VCPS**  
**1 Pollard Place,**  
**Sunbury, Victoria 3429.**  
**AUSTRALIA**

Journal articles, in MS-Word, ready for publication, may be Emailed to the Editor or Secretary.

## Meetings

Most VCPS meetings are held in the hall at the rear of the Pilgrim Uniting Church on the corner of Bayview Road and Montague Street, Yarraville – Melway map reference 41K7. These meetings are on the fourth Wednesday of the month at 8 PM.

However, some meetings may be at the home of members during a weekend. Details of meeting dates and topics are listed in each journal.

If unsure of the location or date of any meeting, please ring a committee person for details.

The VCPS Annual General Meeting, usually held at Yarraville in June, provides substantial benefits for each and every member able to attend.



*Drosera gracilis*



*Utricularia dichotoma*



*Drosera gracilis*



*Utricularia dichotoma*



*Drosera arcturi*



*Utricularia monanthos*



*Drosera arcturi*



*Utricularia monanthos*