




*Drosera erythrorhiza ssp squamosa*



*Drosera whittakeri ssp aberrans*



*Utricularia monanthos*



*Drosera sewilliae*



*Nepenthes bicalcarata*



*Drosera pauciflora*



# VICTORIAN CARNIVOROUS PLANT SOCIETY Inc.

ISSN 1033-6966

September 2004

No. 73



*Utricularia beagleholei*

## Annual Subscriptions

**Australian membership**      \$20.00  
**Overseas membership**      \$20.00

Payment from overseas must be in Australian dollars.  
All cheques or money orders should be made payable to the Victorian Carnivorous Plant Society Inc (VCPS).  
Payment by credit card is NOT available at the time of this journal issue.

## Correspondence

Please forward all correspondence regarding subscription, change of address, articles for the journal and back issues to:

**The Secretary VCPS**  
**P.O. Box 201**  
**SOUTH YARRA 3141.**  
**AUSTRALIA**

Journal articles, in MS-Word, ready for publication, may be Emailed to the Editor or Secretary.

## Meetings

Most VCPS meetings are held in the hall at the rear of the Pilgrim Uniting Church on the corner of Bayview Road and Montague Street, Yarraville – Melway map reference 41K7. These meetings are on the fourth Wednesday of the month at 8 PM.

However, some meetings may be at the home of members during a weekend. Details of meeting dates and topics are listed in each journal.

If unsure of the location or date of any meeting, please ring a committee person for details.

The VCPS Annual General Meeting, usually held at Yarraville in June, provides substantial benefits for each and every member able to attend.

---

**Issue No. 73**

**September 2004**

---

**Office Bearers: July 2004 – June 2005**

<b>President</b>	Paul Edwards
<b>Vice President</b>	Stephen Fretwell
<b>General Secretary</b>	Gordon Ohlenrott
<b>Minutes Secretary</b>	Sean Spence
<b>Other Publications</b>	Gordon Ohlenrott
<b>Journal Editor</b>	Stephen Fretwell
<b>Assistant Journal Editor</b>	David Bond
<b>Internet Co-ordinator</b>	Paul Edwards
<b>Treasurer</b>	Ken Neal
<b>Librarian</b>	Andrew Gibbons
<b>Seedbank Administrator</b>	George Caspar
<b>Hardware Co-ordinator</b>	Andre Cleghorn
<b>Show Co-ordinator</b>	Peter Anderson
<b>Field Trips Organiser</b>	George Caspar
<b>Public Officer</b>	Alexander Whitehouse
<b>Sales Administrator</b>	Ron Abernethy

# Contents



**Drosera derbyensis**

In search of <i>Utricularia beaugleholei</i>	6
Propagation of Mexican Pinguicula from seed	9
Trip to Falls Creek	12
VCPS 20th Anniversary	14
Show preparation	17
A new <i>Drosera</i> for Victoria	18
Crossword puzzle	20
Seedbank	21

The articles that are found within are copyright but can be copied freely if the author and source are acknowledged. The views are of the authors and are open to review and debate. Please send all material to the editor for consideration to be included in our quarterly journal.



## FRONT COVER:

*Utricularia beaugleholei* a native Victorian plant from an undisclosed location in the wild. Photographed by Sean Spence

## BACK COVER:

### Clockwise from top left:

■ *Drosera erythrorhiza* ssp *squamosa*, Photographed & grown by Steve Fretwell.

■ *Drosera whittakeri* ssp *aberrans*, Photographed at the Great Ocean Road by Colin Clayton.

■ *Drosera sewelliae*, Photographed & grown by Steve Fretwell.

■ *Drosera pauciflora*, Photographed by Nicole Flentjar.

■ *Nepenthes bicalcarata*, Photographed & grown by Steve Fretwell.

■ *Utricularia monanthos*, Photographed by George Caspar.

### Journal Design:

Stephen Fretwell

### Printed by:

Snap Printing (Box Hill)

# Presidents Report

**W**ELCOME to the new look VCPS journal. Our new editor, Steve Fretwell has been busy re-vamping the journal, and I'm sure you agree that he's done a great job.

What an exciting time of year for CP growers. Sarras and VFTs are awakening from their winter sleep, and Neps are surging ahead. It's a busy time in the hot-houses with last minute repotting, cleaning up and ensuring everything's ready to go for another great growing season.

The annual show is just around the corner, so it's certainly time to start preparing those plants that you are planning on showing. This years show, is being held once again at Collectors Corner on December 4th & 5th and promises to be another great event.

And don't forget Triffid Park has its' open day on October 24th – this is always a great day and I look forward to seeing you all there. Don't forget, it's BYO food and drinks. Pack a picnic, or bring along a few snags and cook them on the barbecue.

**Cheers for now,  
Paul Edwards**

# Editorial

**T**aking over the role as the VCPS editor was never going to be an easy task, especially since David has done such a fantastic job over the years. Considering that this is the first journal I've put together, I welcome any ideas to help improve it.

I have changed the format slightly by redesigning the layout and giving the journal a colour cover. Ideally I would like to include photos of plants from the wild or from people's collections on the cover or with articles, to show the wealth of knowledge and experience of our members. These can be provided as digital images, scanned prints at high resolution or hardcopy prints.

Continuing on that note articles can also be emailed to me as word documents or even in an email. I can accept up to 4meg files.

Thanks to all those people who have contributed to this edition and helped me put it together. I hope you enjoy the new design.

**Cheers  
Steve Fretwell**



*Utricularia beaugleholei* flowers.

Photo: Sean Spence

# In search of *Utricularia beaugleholei*

## SEAN SPENCE

IN 2003 I set my sights on finding a new population of *Utricularia beaugleholei* in the western suburbs of Melbourne. Back in the early 1990's I discovered the species growing in the Derrimut Grassland reserve in Laverton as well as 3 other locations in Deer Park, Rockbank and Laverton. I found the species in these areas for the next 2 years but had not seen it since.

*Utricularia beaugleholei* is a close relative of *Utricularia dichotoma* but more

attractive in all its features. The flowers are considerably larger, up to an inch (2.5cm) across. The colour of the flower is a deep purple with darker veinations on the lower corolla. The inflorescence can be up to 20 cms tall with as many as 12 flowers. I have seen 6 flowers open together on a single plant. Overall the species is larger and more robust than any of the *U. dichotoma* forms.

The year I found the species at the Derrimut Grasslands Reserve the plants were flowering prolifically around the

northern edges of the ephemeral Andersons Swamp, a shallow wetland. The species flowered in good numbers for the next couple of years which received good rainfall. The plants eventually succumbed to years of drought conditions in which the wetland rarely contained water. Despite several searches in the previous few years, the species has not been seen in the area since.

Along with the apparent loss of the species at the Derrimut Grasslands, the plant no longer exists at any of the other locations I found it. The Deer Park population now lies beneath a factory site, as does the Laverton population. The Rockbank plants were found on private farmland beside the Western Highway which has been graded/ploughed for agricultural purposes.

---

"I was forced to dodge a large tiger snake basking in the sun which reared up at me like a cobra"

---


Throughout 2003 I spent time surveying areas which I thought may be the likely habitat of *Utricularia beaugleholei*.

One place in particular took my interest. It is a large wetland in a deep depression located close to the suburb of Werribee. I visited the spot early in the Spring of 2003 and was convinced I'd find *U. beaugleholei* there in a few months time during it's usual peak flowering time. The native waterplants found around the edge of the wetland closely resembled those found at the Derrimut Grasslands site.

On the final weekend of November I revisited the wetland to see if any *U. beaugleholei* could be found. I parked my car on the side of the road and headed down to the swamp.



*Utricularia beaugleholei*.



*Utricularia beaugleholei* in its natural habitat.



*Utricularia beagleholei* amongst the grass it commonly grows with.

On the way to the waters edge I was forced to dodge a large tiger snake basking in the sun which reared up at me like a cobra. Dodging such snakes is a hazard commonly encountered while venturing into such areas during the warmer months.

The wetland itself consists of a circular expanse of knee deep water approximately 500 metres in diameter. I concentrated on the edges where the water was slowly drying and receding. After an hour or so I had travelled the entire circumference of the wetland and found nothing. I was at this point feeling a little dejected.

Just as I had reached the point where I had begun my search and was about to head back up to the car I spotted a splash of purple. I bent over to take a closer look and sure enough it was a flower of *U. beagleholei*. After further searching I found another 10 plants in flower. The species had only just begun flowering and many buds could be seen not far from opening.

The plants grew in water around 10 cms deep and the water was clear enough to see the inch long leafy stolons and small purple traps. They could only be found in one small pocket of the area but nonetheless I was extremely happy to have found them again.

A week later I revisited the site and was amazed at the number of flowers. They were not widely dispersed but occurred in around 15 individual clumps. Some of these clumps had up to 40 plants in full flower, each of these flowers around an inch in width, some wider.

For various reasons I have decided to keep the location of this species a secret. Due to the rarity of the plant I will only reveal the location to those I know I can trust.

Seeds that I collected have since germinated and are growing well. With some luck the species will prove to be a perennial and I can then pass it to other growers to aid in the preservation of this beautiful little plant.

# Propagation of Mexican *Pinguicula* from seed

SEAN SPENCE

MY previous attempts at growing *Pinguicula* from seed have been completely unsuccessful – a dismal failure due to the fact that the seed that I had managed to obtain had undoubtedly been old and not viable. In recent times I have been fortunate to have several CP growing friends overseas who have been able to supply me with fresh *Pinguicula* seed.

In order to achieve a good germination rate it is imperative that the seed be as fresh as possible. Ideally, the seed should be sown the second it dehisces from the seed capsule. Unfortunately, unless you grow the plant yourself and manage to pollinate the flowers this is impossible. If the seed cannot be sown immediately it must be sown within a couple of weeks otherwise you are wasting your time.

Producing seed on *Pinguicula*'s can be very difficult if you are only interested in propagating the species. Generally, in order to achieve good fertilization two clones of the same species are required.

It is quite possible to self-pollinate the flowers of a single plant but the seed set on such flowers is often very low and the seed can be not viable. One of the reasons seed can be quite difficult to come by is that very few growers have more than a single clone of a species.



*Pinguicula moranensis* var. *pachua*

Hybrids on the other hand are much easier to create through crossing different species and the seed is usually of high quality.

Because many of the species are very difficult to find in Australia and seldomly grown I have decided to concentrate on propagating the species only. Thankfully, through the help of my friends abroad I have been able to receive seeds within about a week of dehiscing. So far the seed of most Mexican species I have tried have been easy to germinate and very quick to mature as long as they are grown under ideal conditions.



*Pinguicula cyclosecta* 'Yucca Do 1714'

Photo: Sean Spence



*Pinguicula moranensis* var. *neovolcanica* Pico de Orizaba

Photo: Sean Spence

My method has been to sow the seed directly onto a pot of pure vermiculite. The pot is filled almost to the top with the large vermiculite granules. A mesh sieve is then used to sieve the vermiculite and apply a layer of fine, powderlike vermiculite on top. The reason for this is so the seed is not washed down into the larger pieces and lost. The seeds are sprinkled evenly across the top of the vermiculite and watered in with a fine spray from a spray bottle.

As well as freshness, humidity is very important in order to achieve high germination rates. The seeded pots of vermiculite are placed into similar sized plastic ziplock bags which are sealed to become airtight.

The pots sit in about an inch (2.5cms) of water. The bags and pots are then placed onto a reptile heat-mat which maintains a temperature around 26-28 degrees celsius. Condensation is always present on the tops of the bags which indicates that an essential high level of humidity is being maintained.

### The first signs of germination and growth usually takes about two weeks.

The first signs of germination and growth usually appear after about two weeks. At this time you will notice small green shoots appearing from the seeds. I use a magnifying glass to check the seeds everyday for the onset of germination. As soon as growth is observed the bags and pots are removed from the heat-mat and placed into my indoor fish tank. The tank consists of trays sitting approximately 10cms (4 inches) below 4 cool white fluorescent tubes. The fluorescent lights are run on a 14 hour photoperiod and the pots sit in between 1-2 inches of water.

The bag is opened slightly at the beginning and gradually opened a little more each day until the bag is completely removed. The reason for this is to gradually reduce the humidity in the bag to climatise the seedlings without shocking them. The process of opening the bag to removal of the bag normally takes about a week.

The seedling *Pinguicula*'s catch many small springtails and mites which inhabit the tank. These provide the seedlings with valuable

nutrients and kick them along nicely. Once a week I apply a very weakly diluted orchid foliage fertilizer which is sprayed directly onto the leaves.

The advantage of using vermiculite is that I get very little moss growth which can out-compete the seedlings. A disadvantage is that algae can form on the surface but this hasn't proven to be a problem as yet.

In the past 8 months, the *Pinguicula*'s have grown from seed to around an inch in diameter. As soon as the weather warms up this Spring the small plants will be potted up into individual pots of peat, perlite, sand and vermiculite in equal proportions.

These will then be placed outside in my unheated plastic greenhouse under 2 layers of 50% shade-cloth. The greenhouse receives full sun all day and is cooled by an

evaporative cooler on hot days.

The species I have so far had great success with include – *Pinguicula laeana* (3 forms), *P. rotundiflora*, *P. conzattii*, *P. gigantea* (blue and white flower forms), *P. esseriana*, *P. crassifolia*, *P. ehlersiae*, *P. debbertiana*, *P. jaumavensis*, *P. moctezumae*, *P. cyclosecta* and *P. immaculata* as well as a number of USA species such as *P. lutea*, *P. pumila*, *P. primuliflora* and *P. planifolia* and many more are on the way.

Lookout for these species soon when I will be spreading them around the society. In all my years as a member of this society nobody has ever focussed on spreading *Pinguicula* species throughout the collections of growers. It is my aim that most of us will soon have a number of these species within the next year or so.

## TRIFFID PARK

257 PERRY ROAD, KEYSBOROUGH, VIC, 3173, AUSTRALIA  
 PHONE: 61 (0)3 9769 1663, 11am to 5pm Monday to Wednesday ONLY  
 FAX: 61 (0)3 9769 1663, 8am to 8pm, 7 days per week

EMAIL: [triffids@triffidpark.com.au](mailto:triffids@triffidpark.com.au)

WEB: [www.triffidpark.com.au](http://www.triffidpark.com.au)

Owned and operated by Colin and Tina Clayton.

Managed by Donna ClaytonSmith.

FOR ALL YOUR CARNIVOROUS PLANT REQUIREMENTS INCLUDING:  
 PLANTS, POTS, LABELS, BOOKS, SPHAGNUM MOSS AND PEAT MOSS

Write, phone, fax or email Triffid Park for a free color Mail Order catalogue or view our comprehensive web site.

You are most welcome to visit Triffid Park but please organise this with us first, as inspection is by appointment ONLY.

## PitcherPlantFever.com

Importing rare pitcher plants for Australians.  
 Distributor for Borneo Exotics and Malesiana Tropicals.

*Enquiries to [agustinfranco@excite.com](mailto:agustinfranco@excite.com)*



Left: A view of the Falls Creek habitat where some of the plants were growing.  
 Right: *U. monanthos* flower, the scapes were very short, not much taller than 25mm.

Photos: Stephen Fretwell

# Trip to Falls Creek

Up high in the mountains surviving freezing conditions these amazing carnivorous plants not only grow but thrive.

## GEORGE CASPAR

EARLIER in the year myself and Steve, went hunting for CP's in the Victorian highlands. We heard that there was a strange form of summer growing *Drosera peltata* growing at the Bogong High plains in Victoria's North East as well as *Utricularia monanthos* and *Drosera arcturi*.

We had talked about doing this trip for some time. So one day, in a moment of inspiration we decided to do this trip. We figured we could do this trip in one day, as it couldn't be more than about 4 hours drive from where we live.

We threw the necessities in the car like cameras and choc-chip muffins and set off at 9 in the morning on the 9th of April.

After a few "short cuts" that turned into 4WD tracks, and getting lost once we finally made it to Falls Creek, at 3:15 ... Not exactly what we had planned!

We quickly set out in search of some sphagnum bogs to try and find some carnivorous plants.

With time against us as we only had a bit over 2 hours of light left in the day.

We searched a few locations with no luck, so kept moving higher up the range

until we got to about 1660m when we spotted a very nice bog.

A quick look around revealed the whole area to be a large expanse of sphagnum and herbaceous plants with a small water course running through with intermittent shallow pools.

It wasn't long until we spotted some *D. arcturi* growing in the area. While I was getting my camera ready to get some pics of the arcturi, Steve pointed to a spot not much more than a foot away with a nice little purple flower in it. We had found *U. monanthos* as well.

As we examined the area further we found a lot of *U. monanthos* spread throughout the sphagnum and clumps of arcturi scattered through the sphagnum at the edges of the water.

---

"Moving higher up the range until we got to about 1660m, when we spotted a very nice bog."

---

The season was coming to an end for the arcturi, it had finished flowering and the older leaves were dying back. The *U. monanthos* was still in flower but there were not many new unopened scapes so this would not have been in flower for too much longer.

Unfortunately time was against us as the light was fading quickly making photography quite difficult and we had to head home before extending our search for *D. peltata*.

With the light fading we headed home, this time we avoided the "short cuts" and got back in about 5 1/4 hours. A great trip that is definitely worth doing again, but I think needs a little better planning next time!



*Drosera arcturi* with ripe seed pods.



*Drosera arcturi* and *Utricularia monanthos* growing together.

Photos: George Caspar



Steve trying to get the perfect pic. Who said it was easy, he's lying in wet sphagnum!

# VCPS 20th Anniversary

In August members and guests of the VCPS celebrated the 20th Anniversary at the Racecourse Hotel.



Members and friends celebrating the 20th Anniversary of the VCPS.

The VCPS was originally formed by Gordon Cheers soon after the release of his first book Carnivorous Plants in 1983.

Over the 20 years the society has gone through good times and times of hardship, but the tireless work from its members and inspiration from the plants has enabled the society to grow and become well known, experienced and successful.

Congratulations to David Bond for winning the "Doorprize" VFT Illustration, a more than deserving recipient.

A big thankyou as well to Triffid Park, Southern Carnivores, Carnivorous & Unusual Seeds and PitcherPlant fever.com for generously donating gift certificates and supporting the society.



David Bond, the winner of the doorprize – a VFT illustration by Steve Fretwell.




Julien, Kirsty, Sean, Peter and Suzzane at the VCPS display table.



Greg shocking George about the size of something?



Paul, Greg, George and Steve discussing recent expeditions.



The 20th Anniversary VCPS Program and Keyring.



Andre with former VCPS president Stephen Baggis.



Kerri, Tina and Jenny reminiscing about the great times had over the 20 years.





Catching up on news.



Colin and Steve enjoying the night.



The celebration dinner of the VCPS's 20th Anniversary.



David (left), past president and Paul, A great time being had by all. president.

# Show Preparation

It's nearly "Show Time" again and I'm sure you're wanting to make a great impression on the quality of the display this year.

## Here are a few showing tips:

- Make sure the plant is centred and is in an appropriate sized pot if possible.
- Clean up the soil surface or put fresh sphagnum/sand on it.
- Clean out any weeds or stray plants, that may have migrated.
- Cut off any old leaves or dead parts that are untidy.
- Spent flower spikes should be removed if they are unwanted for seed.
- Try to keep humidity up to Droseras as dewdrops add to their visual effect.
- Take care in the transportation of plants as late pitcher damage or a pot falling over can totally upset your display plants.
- Make sure your pots are clean, not broken and black if possible.

- Make sure the label is correct. Ask someone if you're not sure.
- Place your name on the label for judging so we know whose plant it is.
- A definite must is to make sure there are NO DISEASE problems on the plant or slugs/snails etc. hiding anywhere.

Finally if you want to sell plants you need to see Ron. He will allocate you an area. Remember though that you need to display plants and be a financial member to have the opportunity to sell plants.

Pricing is done by using the store price guns and if you are unsure of what you should charge for plants just wait until you get to the show.

It is a great time to sell off extra plants and diversify your collection.



## VCPS 2004 Annual show

Saturday 4th and Sunday 5th of December.  
10am until 5pm  
at Collectors Corner, Gardenworld Centre  
Springvale Road, Keysborough.

FREE ENTRY and a chance to see and purchase rare and unusual plants from an amazing selection.

Gain growing tips, get your CP questions answered or catch up with other growers. It's also a great opportunity to take photos of these exceptional plants on display.



Left: *Drosera whittakeri* from along the Great Ocean Road with the narrow elongated petioles. Right: The common form of *Drosera whittakeri*.

Photos: Colin H. Clayton

## A new *Drosera* for Victoria

COLIN H. CLAYTON

Growing along the Great Ocean Road in Victoria is a previously undescribed variety of *Drosera whittakeri*. This plant has escaped the notice of the carnivorous plant fraternity until last year. It was in 2003 that our friend Richard Davion was in this area. He spotted this new variety and brought it to my attention. Unfortunately by then the season had finished. I had to suppress my curiosity and eagerly wait until the 2004 season, when they again emerged from dormancy, before I could fully investigate this intriguing plant.

Their distinguishing feature is the almost parallel sided, glandless petiole, terminating in a round saucer-shaped

leaf, covered in longer than normal gland stalks. Locally common, they grow in typical “*whittakeri*” country and fashion.

They can be found in all the standard *Drosera whittakeri* colours – red, green, orange and all the shades between. Even the so-called ‘aberrans’ form can be quite readily found. Only a few rare closed flower buds have been observed in the wild, no opened flowers. So perhaps the lack of seed has restricted its range, relying instead on adventurous daughter-tubers to assure its survival.

Many quite stunning variations of this plant can be found even in the same colonies; eg longer/shorter petioles and gland stalks. This indicates that this form of *Drosera whittakeri* has recently evolved and is still evolving.

Its habitat covers many square kilometres where it is spasmodically common. Even though the standard forms of *Drosera whittakeri* exist in the immediate area the newly discovered form’s territory does not seem to overlap.

The *Drosera whittakeri* which most closely resembles Victoria’s newest *Drosera* is *Drosera whittakeri* ‘Kangaroo Island form’, which is remarkably stable throughout its range.

I have formally applied for varietal names for Victoria’s newest carnivorous plant. The names are self explanatory and are as follows:

- Drosera whittakeri* Red Jedd
- Drosera whittakeri* Orange Jedd
- Drosera whittakeri* Green Jedd
- Drosera whittakeri* ssp *aberrans* Jedd



The habitat of *Drosera whittakeri* found along the Great Ocean Road.

I am sure that Victoria’s newest *Drosera* deserves subspecies status, but I will leave this challenge to someone younger and stronger. How about it guys!

### SOUTHERN CARNIVORES.

<http://www.scarnivores.com>  
[philmann@geo.net.au](mailto:philmann@geo.net.au)

P.O.Box 193 Harvey, W.A. 6220

Contact Phil for a wide range of exotic and rare  
*Nepenthes species* and *hybrids*.

*Drosera*, *Pinguicula* and *Cephalotus* also available.

### Carnivorous and Unusual Seeds.

F.J. & E.M. Howell.

3 Normandy Ave, Parra Hills. S.A. 5096

Phone.: (08) 82642826


Fred offers a wide variety of plants and seeds.

*Sarracenia*, *Drosera*, *Utricularia*, *Pinguicula*, *Nepenthes*, *Dionaea* and more.

Contact him for his latest list of stock available.

# Crossword puzzle

Modified by Gordon Ohlenrott



This puzzle was originally produced by Paul and Sandra Roberts and printed in a VCPS journal 20 years ago (our 'year one') – some may remember it from that time. This is a modified version to include extra words, changed words and mostly different clues.

Answers in the next journal

## ACROSS

1. A hybrid and an island (7)
4. Texan species (5)
7. Geographic difference (3)
- 11, 37, 16. Your first CP? (5,3,4)
13. One way to start (4)
14. Found on flower stems (6)
16. See 11 across
17. Your PBR ignored? (3)
19. Acidity measure (2)
20. Group of genera (6)
21. Waterwheel plant (10)
23. Aren't they all? (11)
25. They \_\_\_\_ our help (4)
27. Places to put them (11)
31. Gigantea territory (2)
32. The sweet trumpet (5)
34. Minor (6)
35. Cools the warmhouse (3)

37. See 11 across

38. *alata x flava* (5)
42. Produced by sundews (8)
43. Not the species typical plants (3)
45. CP books author (6)
46. Potting ingredient (8)
48. Most of us try this (11)
49. Botanical white (4)

## DOWN

2. A Sarra's nickname (4)
3. Un-named species (2)
5. Part of pitchers (4)
6. Many sundews are this (8)
8. *S. rubra* food (3)
9. From the south-west (10)
10. Trumpet pitchers (10)
12. Underground stem (6)
13. Carries the nutrients (3)

15. Leaf-like flower part (5)
18. Like another species (abbrev) (3)
22. A popular genus (7)
23. Petals of one flower (7)
24. Night moisture (3)
26. From Oregon USA (12)
28. Captures (7)
29. Marsh pitcher (11)
30. VFT's need it (3)
33. Turns backwards abruptly (8)
36. Rainbow plant (6)
39. Digestion chemicals (5)
40. South African species (7)
41. Flower stem (5)
44. Why *N. hirsuta* was given this name (4)
47. ACPS home territory (2)

# SEEDBANK LIST SEPTEMBER 2004

VICTORIAN CARNIVOROUS PLANT SOCIETY

## Darlingtonia

- *california*

## Dionaea

- *muscipula*

## Drosera

- *aliciae*
- *arcturi* - Lake mountain, Vic
- *auriculata*
- *auriculata* - Coryong, NSW
- *auriculata* - Christmas Hills, VIC
- *auriculata* - Langwarrin, VIC
- *auriculata* - Panton Hills, VIC
- *auriculata* - Waterworks, Hobart, Tas
- *auriculata* - Yarra Glen, VIC
- *biflora*
- *binata* - Tamboon Inlet, VIC
- *binata* var. *dicotoma*
- *binata* var. *multifida*
- *binata* var. *multifida*, (cross of 2 clones)
- *capensis*
- *capensis* - var. *albino* (alba)
- *capensis* - 'broad leaf, pink flower'
- *capensis* - 'narrow leaf'
- *capensis* - 'pink flowers'
- *coccicaulis* = (*venusta*)
- *dielsiana*
- *ericksonae*
- *filiformis* ssp. *filiformis*
- *intermedia*
- *macrantha* ssp. *planchonii* - Melbourne, VIC

- *nidiformis*
- *nitidula* ssp. *omissa*
- *peltata* ssp. *peltata*
- *peltata* - Riddles Creek, VIC
- *pulchella* - 'pink flower'
- *pygmaea* - 'giant'
- *pygmaea* - Lysterfield, VIC
- *pygmaea* - Tamboon Inlet, VIC
- *spatulata* - Ahipara Gumfields, NZ
- *spatulata* - Langwarrin, VIC 'white flower'
- *spatulata* - 'white Flower'
- sp. *Vim da Serra de Roraema*
- sp. *aff. peltata (foliosa?) - Jamieson, VIC*

## Sarracenia

- *alata*
- *alata x leucophylla*
- *flava*
- *oreophylla*
- *rubra*
- *psittacina* - 'mixed clones'
- *purpurea* ssp. *purpurea* var. *heterophylla*
- *purpurea* ssp. *venosa*

## Utricularia

- *dichotoma* - Beenak, VIC
- *dichotoma* - Enfield, VIC

## Genlisea

- *hispidula* - Transvaal

All seeds cost \$1.00 per packet

Please add \$2.00 postage and packing for orders from outside Australia only.

Order seeds from George Caspar, VCPS seedbank administrator.

Mob: 0416 236 044, Email: [ozfossils@optushome.com.au](mailto:ozfossils@optushome.com.au)